

SPECIFICATIONS:

MATERIAL:-

HOUSING: LCP (TL94V-0), BEIGE Δ

TERMINAL: PHOSPHOR BRONZE, T=0.2mm Δ

FINISH:-

TERMINAL: GOLD PLATING

ELECTRICAL:-

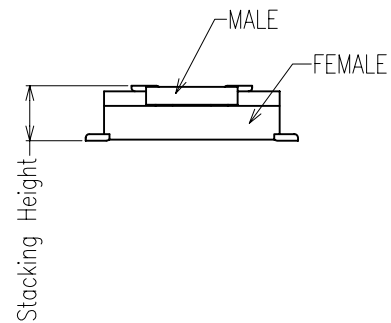
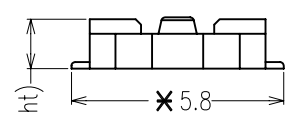
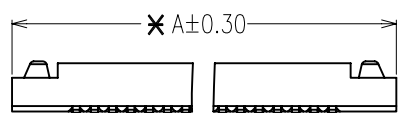
CURRENT RATING: 0.5 AMP MAX.

VOLTAGE PROOF: 150V AC RMS AT 0.5 mA FOR 60 SECS

INSULATION RESISTANCE: 1000 M Ω MIN. AT 500V DC

ENVIRONMENTAL:-

TEMPERATURE RANGE: -40°C ~ +105°C



X H (Body Height)

STACKING HT	PART NO.	
	FEMALE	MALE
1.50mm	M402F1-XX	M402M1-XX
2.00mm	M402F2-XX	M402M1-XX
2.50mm	M402F2-XX	M402M2-XX

PART NO.		DIMENSIONS			
H=1.35mm	H=1.85mm	TOTAL NO. OF WAYS	A	B	C
M402F1-10	M402F2-10	10	5.50	3.45	2.00
M402F1-12*	M402F2-12*	12	6.00	3.95	2.50
M402F1-14*	M402F2-14*	14	6.50	4.45	3.00
M402F1-16	M402F2-16	16	7.00	4.95	3.50
M402F1-20	M402F2-20	20	8.00	5.95	4.50
M402F1-22*	M402F2-22*	22	8.50	6.45	5.00
M402F1-24	M402F2-24	24	9.00	6.95	5.50
M402F1-26*	M402F2-26*	26	9.50	7.45	6.00
M402F1-30	M402F2-30	30	10.50	8.45	7.00
M402F1-34*	M402F2-34*	34	11.50	9.45	8.00
M402F1-40	M402F2-40	40	13.00	10.95	9.50
M402F1-50*	M402F2-50*	50	15.50	13.45	12.00
M402F1-60	M402F2-60	60	18.00	15.95	14.50
M402F1-70*	M402F2-70*	70	20.50	18.45	17.00
M402F1-72*	M402F2-72*	72	21.00	18.95	17.50
M402F1-80	M402F2-80	80	23.00	20.95	19.50
M402F1-90*	M402F2-90*	90	25.50	23.45	22.00
M402F1-96*	M402F2-96*	96	27.00	24.95	23.50
M402F1-100	M402F2-100	100	28.00	25.95	24.50

*CHECK SALES FOR AVAILABILITY

Allan	3	03.10.07	A080
Allan	2	12.10.06	A003
Allan	1	01.08.06	-

NAME	ISS.	DATE	C/NOTE
------	------	------	--------

APPROVED: *[Signature]*

CHECKED: *[Signature]*

DRAWN: Allan

CUSTOMER REF.:

ASSEMBLY DRG.:

ORDER CODE

M402F X - XX 05R

1: 1.35mm BODY HEIGHT ——— TOTAL NO. OF WAYS

2: 1.85mm BODY HEIGHT ———

TOLERANCES
 X.X = ±0.30mm
 X.XX = ±0.20mm
 X.XXX = ±0.10mm

NOTES: ALL DIMENSIONS AND NOTES MARKED * ARE CRITICAL AND MUST BE CHECKED IN ACCORDANCE WITH QUALITY DOC. Q1-02A



THIS DRAWING AND ANY INFORMATION OR DESCRIPTIVE MATTER SET OUT HEREON ARE CONFIDENTIAL AND COPYRIGHT PROPERTY OF THE HARWIN GROUP AND MUST NOT BE DISCLOSED, LOANED, COPIED OR USED FOR MANUFACTURING, TENDERING OR FOR ANY OTHER PURPOSE WITHOUT THEIR WRITTEN PERMISSION.

TOLERANCES
 X. = ±1mm
 X.X = ±0.25mm
 X.XX = ±0.10mm
 X.XXX = ±0.01mm

ANGLES = ±5°
 UNLESS STATED

MATERIAL: SEE NOTES

FINISH: SEE NOTES

S/AREA: mm²

TITLE: BOARD TO BOARD CONNECTOR, 0.50mm PITCH SURFACE MOUNT, FEMALE

DRAWING NUMBER: M402F X - XX 05R

SHT 1 OF 1

HARWIN USA
 TEL: 603 893 5376
 FAX: 603 893 5396
 mis@harwin.com

HARWIN Europe (UK)
 TEL: 023 9231 4545
 FAX: 023 9231 4590
 mis@harwin.co.uk

HARWIN Asia
 TEL: +65 6 779 4909
 FAX: +65 6 779 3868
 mis@harwin.com.sg